

# Top Mutual Funds Holdings

**December  
2024**




---

Rashida Fazal  
research@chasesecurities.com  
<https://chasesecurities.com>  
021-35293054-60

---

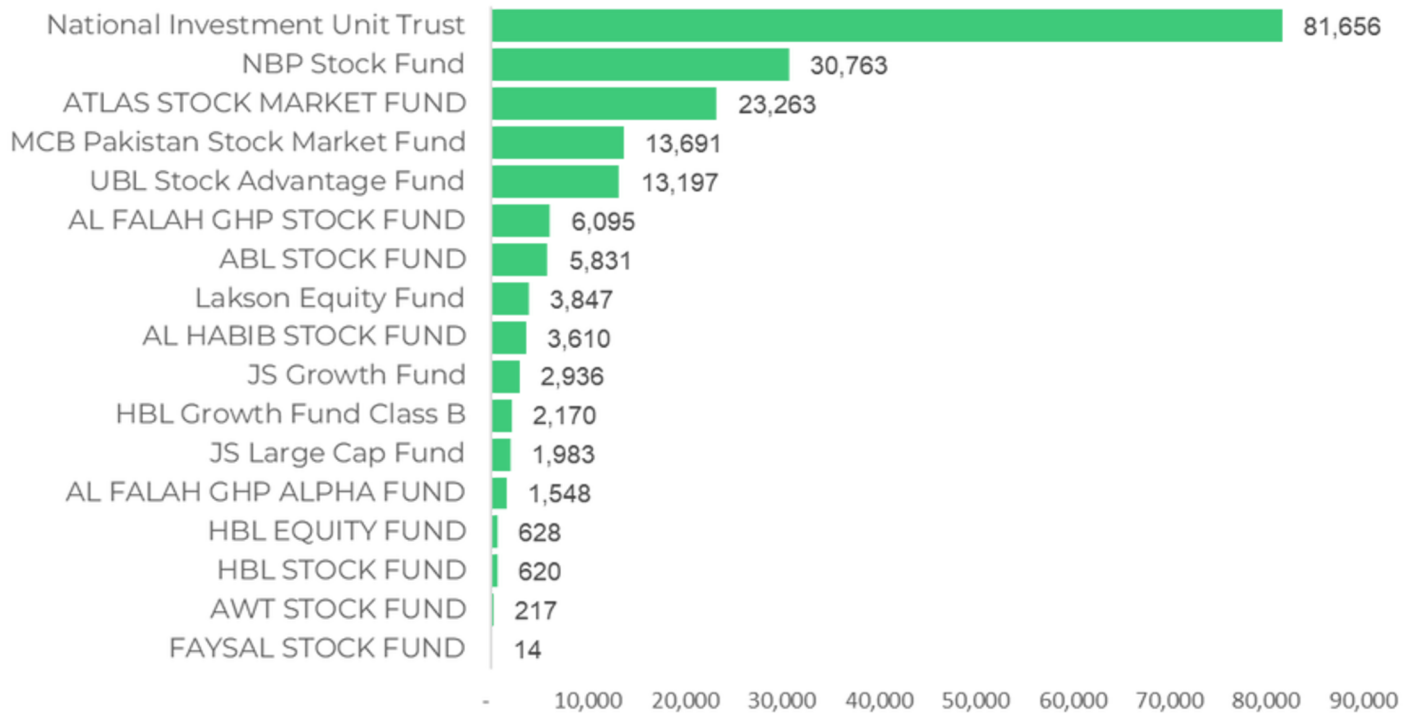


# Conventional Stock Funds



An in-depth assessment of mutual funds holding in conventional stocks in the month of October and November 2024

## Fund Size - in PKR- Millions





# ABL Stock Fund



FUND SIZE  
**PKR 5,831**  
million

Oct'24

95.75%

Invested %

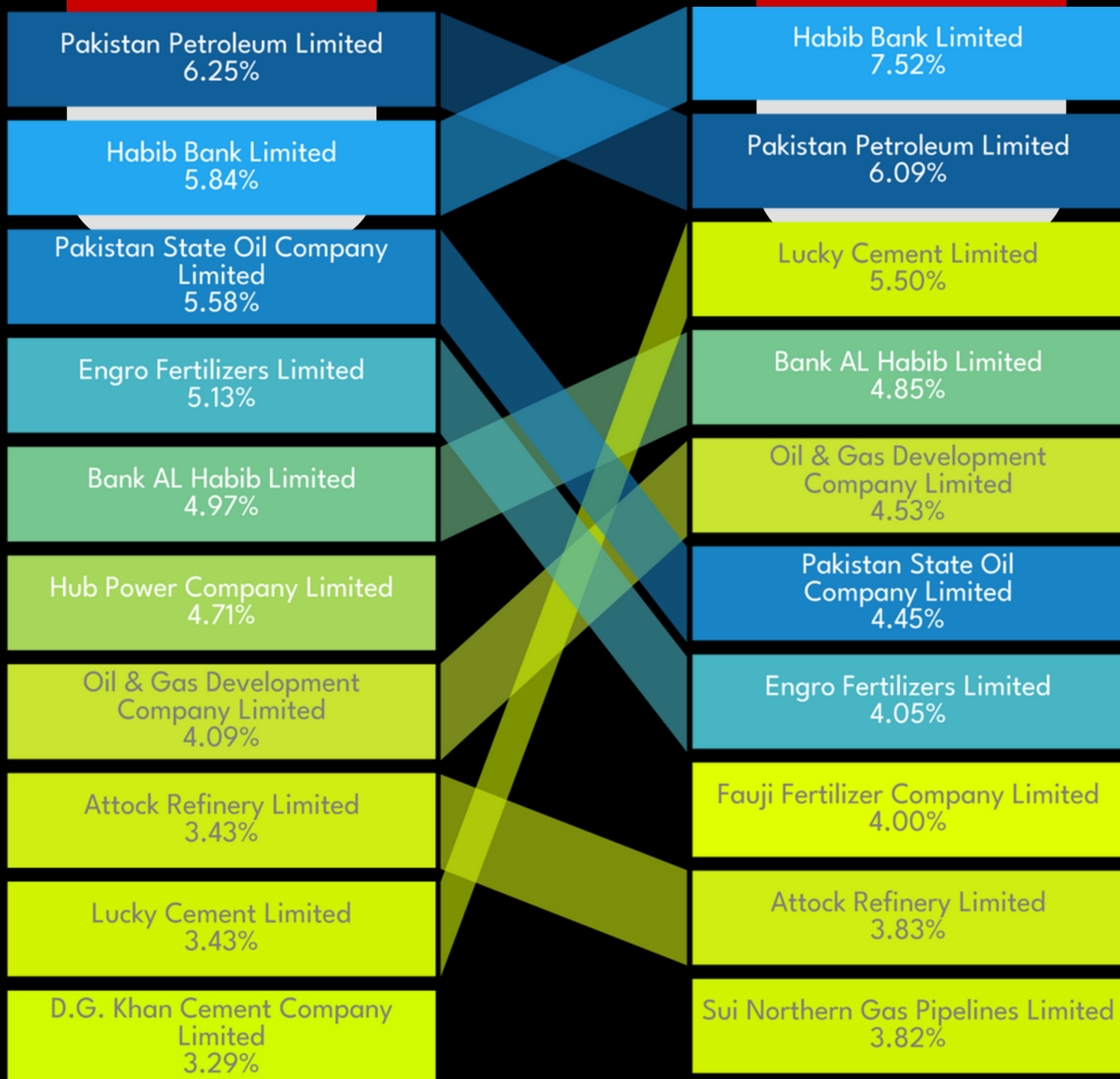
Nov'24

96.29%

OCT

2024

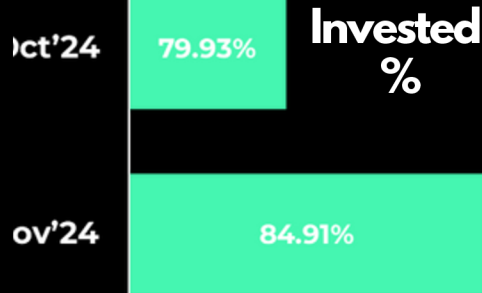
NOV



# Al Habib Stock Fund



FUND SIZE  
**PKR 3,610 million**



**OCT**

**2024**

**NOV**



# AWT Stock Fund



FUND SIZE  
**PKR 217 million**

Oct'24

86.22%

Invested %

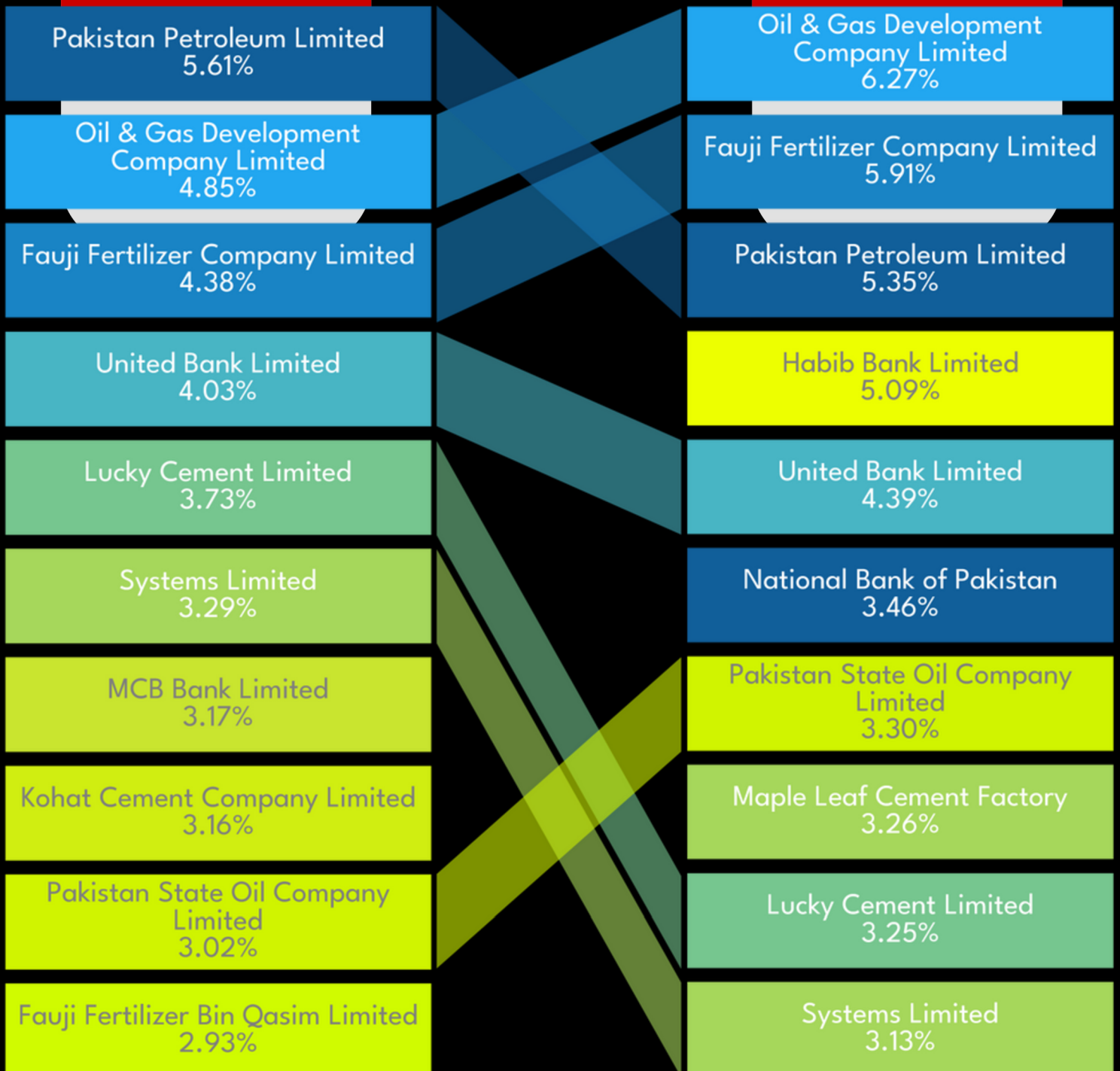
Nov'24

93.70%

**OCT**

**2024**

**NOV**



# Alfalalah GHP Stock Fund



FUND SIZE  
**PKR 6,095**  
 million

Oct'24

88.20%

Invested  
%

Nov'24

93.80%

**OCT**

**2024**

**NOV**



# Alfalalah GHP Alpha Fund



FUND SIZE  
**PKR 1,548 million**

Oct'24

94.40% Invested %

Nov'24

95.20%

**OCT**

**2024**

**NOV**





# Atlas Stock Market Fund



FUND SIZE  
**PKR 23,263**  
**million**

Oct'24

97.89%

Invested  
%

Nov'24

98.55%

**OCT**

**2024**

**NOV**

Oil & Gas Development Company Limited 8.05%		Oil & Gas Development Company Limited 8.58%
Fauji Fertilizer Company Limited 6.93%		Pakistan Petroleum Limited 6.88%
Pakistan Petroleum Limited 5.46%		Fauji Fertilizer Company Limited 6.62%
United Bank Limited 5.23%		United Bank Limited 4.80%
Lucky Cement Limited 4.35%		Lucky Cement Limited 4.63%
Bank Alfalah Limited 3.73%		Bank Alfalah Limited 4.41%
Kohat Cement Company Limited 3.58%		Kohat Cement Company Limited 3.37%
Service Industries Limited 2.97%		Pakistan State Oil Company Limited 3.26%
Engro Corporation Limited 2.92%		Service Industries Limited 2.79%
Hub Power Company Limited 2.84%		Engro Corporation Limited 2.76%

# Faysal Stock Fund



faysalfunds  
The Art of Investment

FUND SIZE

**PKR 14 million**

Oct'24

73.55%

Nov'24

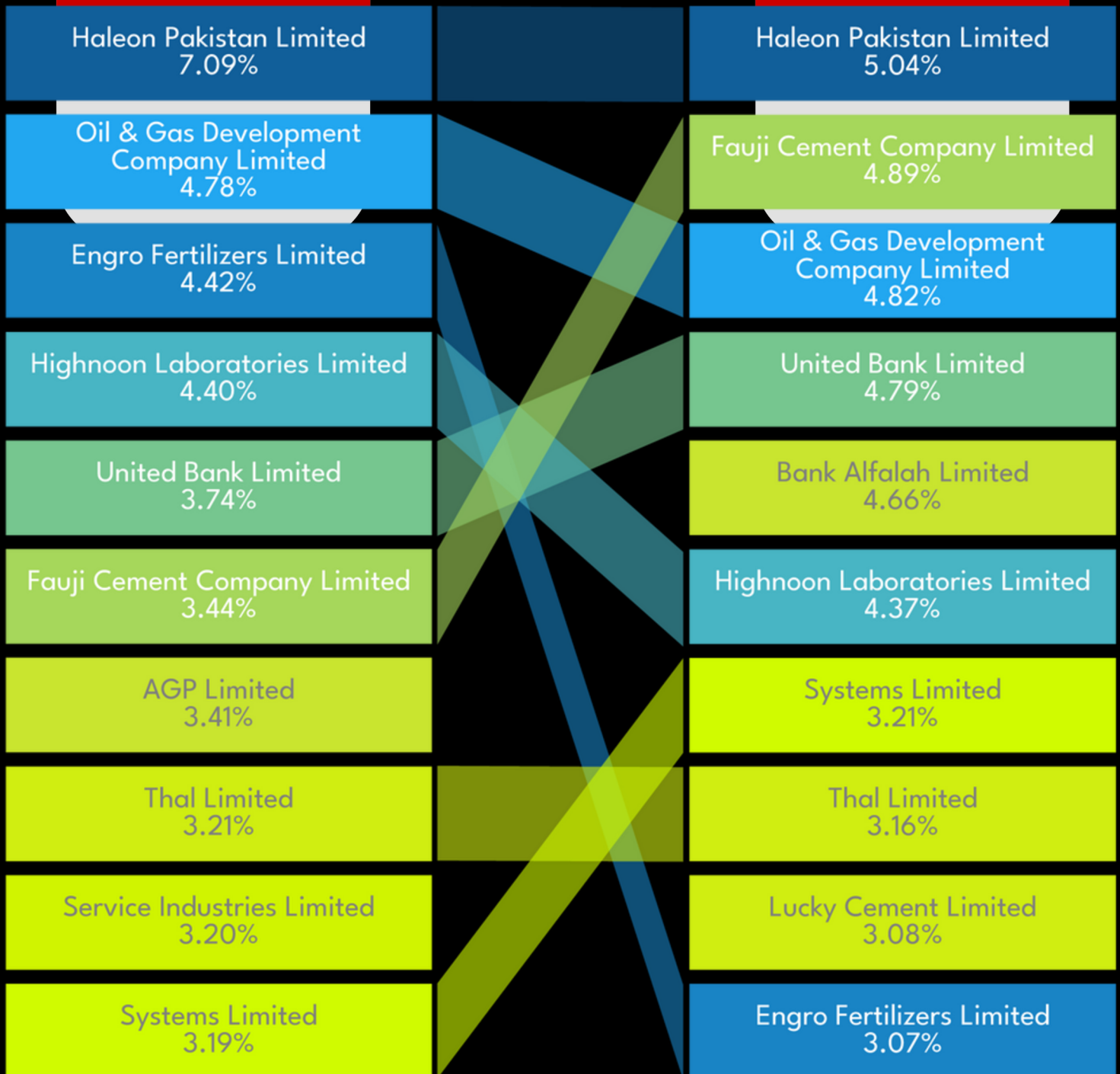
73.26%

**Invested %**

**OCT**

**2024**

**NOV**



# HBL Equity Fund

HBL ASSET MANAGEMENT

FUND SIZE

PKR 628 million

Oct'24

91.19%

Invested %

Nov'24

95.43%

OCT

2024

NOV





# HBL Growth Fund

**HBL** | ASSET MANAGEMENT

FUND SIZE

**PKR 2,170 million**

Oct'24

83.78 %

**Invested %**

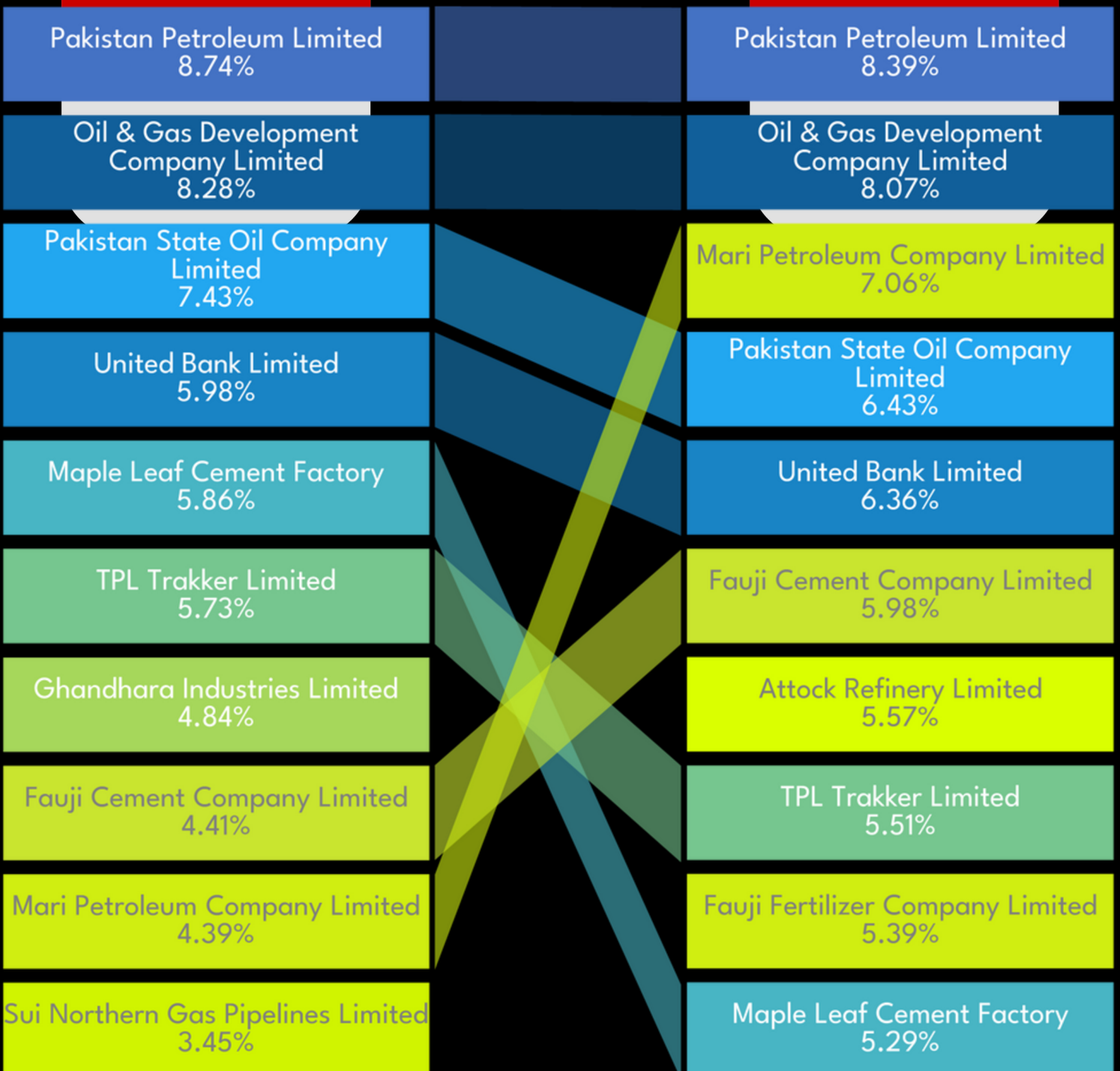
Nov'24

85.65 %

**OCT**

**2024**

**NOV**



# HBL Stock Fund

FUND SIZE

**PKR 620 million**

Oct'24

78.54 %

**Invested %**

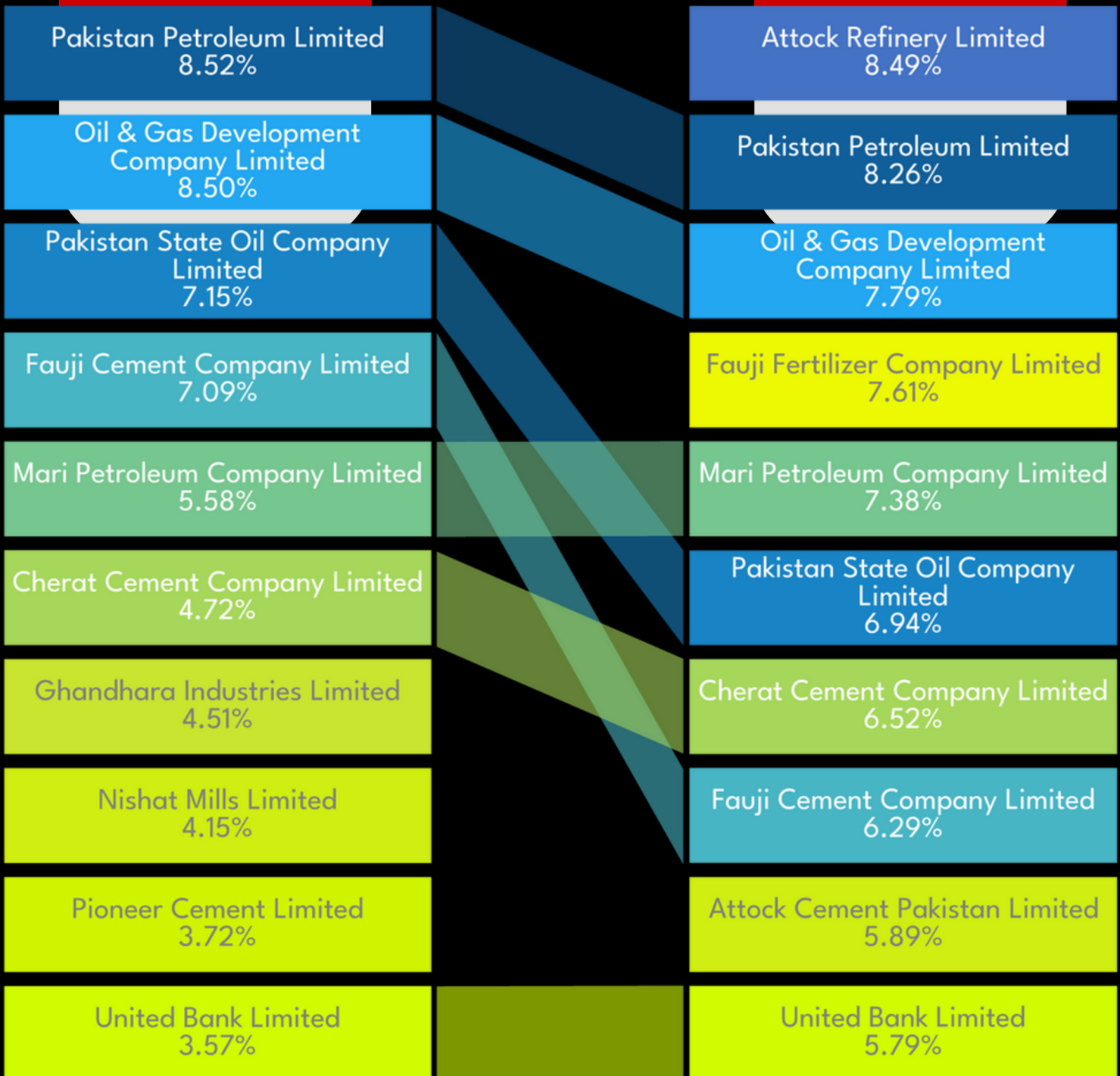
Nov'24

89.54 %

**OCT**

**2024**

**NOV**



# JS Large Cap Fund

FUND SIZE

**PKR 1,983 million**

Oct'24

96.88 %

Nov'24

89.48 %

**Invested %**

**OCT**

**2024**

**NOV**



# JS Growth Fund

FUND SIZE

**PKR 2,936 million**

Oct'24

93.70 %

**Invested %**

Nov'24

97.80 %

**OCT**

**2024**

**NOV**



# Lakson Equity Fund



FUND SIZE

**PKR 3,847  
million**

Oct'24

93.70  
%

Invested  
%

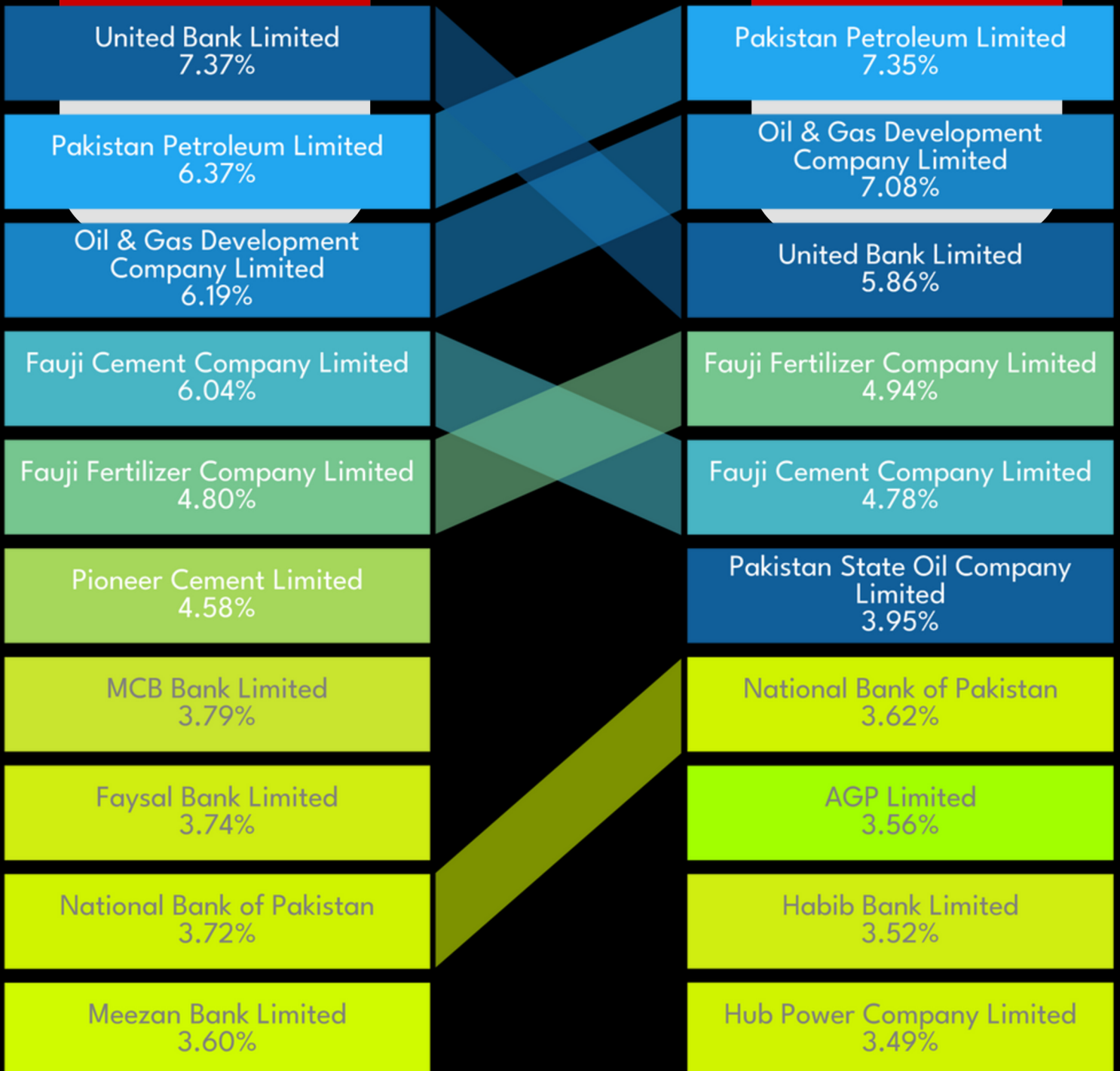
Nov'24

97.80  
%

**OCT**

**2024**

**NOV**





# MCB Stock Market Fund



FUND SIZE

**PKR 13,691 million**

Oct'24

93.60 %

Nov'24

91.50 %

**Invested %**

**OCT**

**2024**

**NOV**



# NBP Stock Fund



FUND SIZE

**PKR 30,763 million**

Oct'24

95.30 %

Nov'24

93.20 %

**Invested %**

**OCT**

**2024**

**NOV**

Oct'24 Holdings	Nov'24 Holdings
Pakistan Petroleum Limited 10.40%	Pakistan Petroleum Limited 9.90%
Oil & Gas Development Company Limited 9.60%	Oil & Gas Development Company Limited 9.50%
Kohat Cement Company Limited 8.30%	Kohat Cement Company Limited 7.20%
Fauji Fertilizer Company Limited 5.10%	Fauji Fertilizer Bin Qasim Limited 5.10%
Fauji Fertilizer Bin Qasim Limited 4.70%	Askari Bank Limited 4.30%
Bank Alfalah Limited 4.00%	Fauji Fertilizer Company Limited 4.00%
Hub Power Company Limited 3.80%	Bank Alfalah Limited 3.70%
Pakistan National Shipping Corporation 3.50%	Hub Power Company Limited 3.40%
Askari Bank Limited 3.40%	Pakistan State Oil Company Limited 3.40%
Habib Bank Limited 3.20%	Pakistan National Shipping Corporation 3.30%

# NIUT Fund



FUND SIZE

**PKR 81,656 million**

Oct'24

96.37 %

Nov'24

95.79 %

Invested %

**OCT**

**2024**

**NOV**

Pakistan State Oil Company Limited 10.55%		Pakistan State Oil Company Limited 12.13%
Mari Petroleum Company Limited 8.98%		Bank AL Habib Limited 9.11%
Service Industries Limited 8.57%		Mari Petroleum Company Limited 8.90%
Bank AL Habib Limited 8.19%		Service Industries Limited 8.31%
Fauji Fertilizer Company Limited 4.37%		Fauji Fertilizer Company Limited 4.31%
Habib Metropolitan Bank Limited 3.33%		Habib Metropolitan Bank Limited 3.26%
Pakistan Tobacco Company Limited 3.03%		Pakistan Tobacco Company Limited 2.59%
Bata (Pakistan) Limited 2.71%		GlaxoSmithKline Pakistan. 2.51%
Abbott Lab (Pakistan) Limited 2.43%		Abbott Lab (Pakistan) Limited 2.50%
Sui Northern Gas Pipelines Limited 2.07%		Packages Limited 2.35%



# UBL Stock Adv. Fund



FUND SIZE

**PKR 13,197 million**

Oct'24

94.52 %

Invested %

Nov'24

95.53 %


**OCT**

**2024**

**NOV**

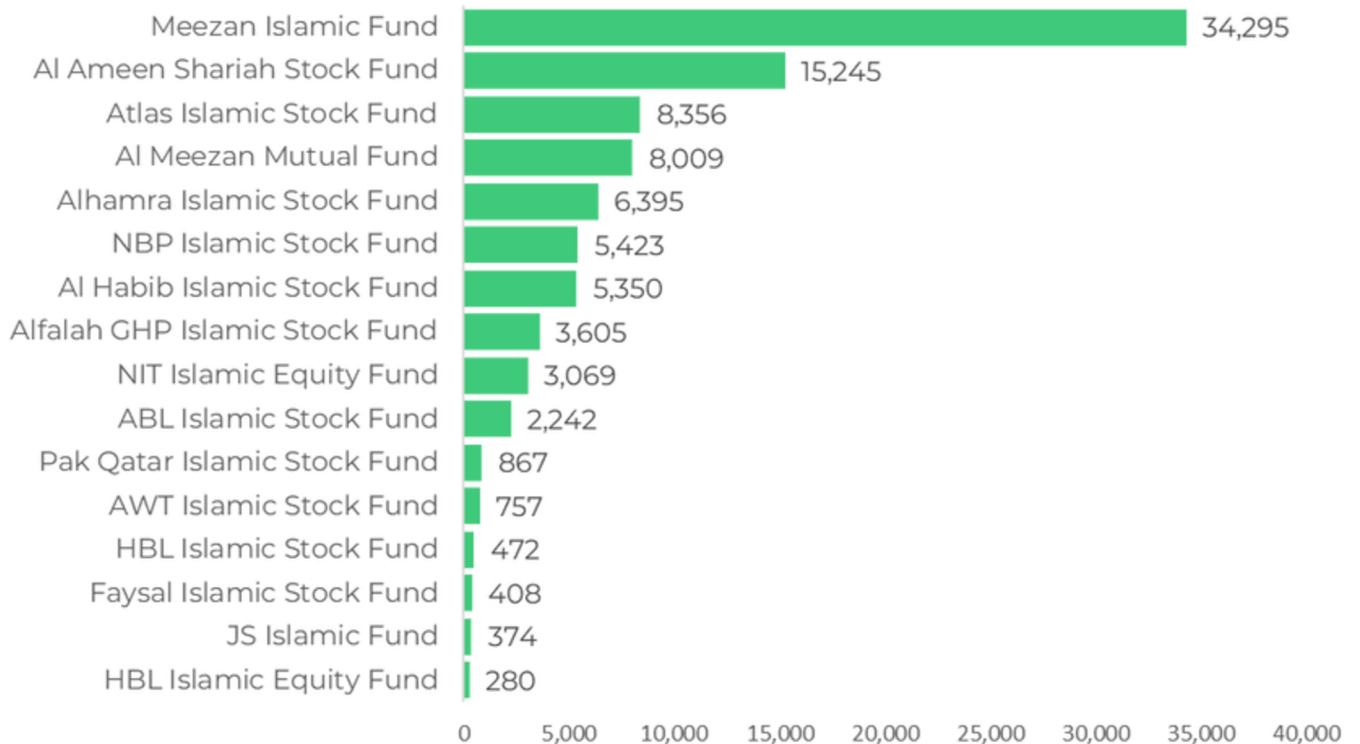
Pakistan Petroleum Limited 9.27%		Pakistan Petroleum Limited 9.67%
Oil & Gas Development Company Limited 8.77%		Oil & Gas Development Company Limited 9.05%
Fauji Fertilizer Company Limited 5.89%		MCB Bank Limited 6.11%
MCB Bank Limited 5.20%		Fauji Fertilizer Company Limited 5.45%
Fauji Fertilizer Bin Qasim Limited 4.92%		Fauji Fertilizer Bin Qasim Limited 5.43%
Service Industries Limited 4.84%		Service Industries Limited 5.21%
Kohat Cement Company Limited 3.87%		Pakistan State Oil Company Limited 4.37%
United Bank Limited 3.66%		United Bank Limited 3.72%
Hub Power Company Limited 3.17%		Kohat Cement Company Limited 3.47%
Pakistan State Oil Company Limited 3.04%		Bank AL Habib Limited 2.93%

# Islamic Stock Funds



An in-depth assessment of mutual funds holding in shariah compliant stocks in the month of October and November 2024

## Fund Size - in PKR- Millions



# ABL Islamic Stock Fund



FUND SIZE  
**PKR 2,242 million**

Oct'24

94.72 %

Nov'24

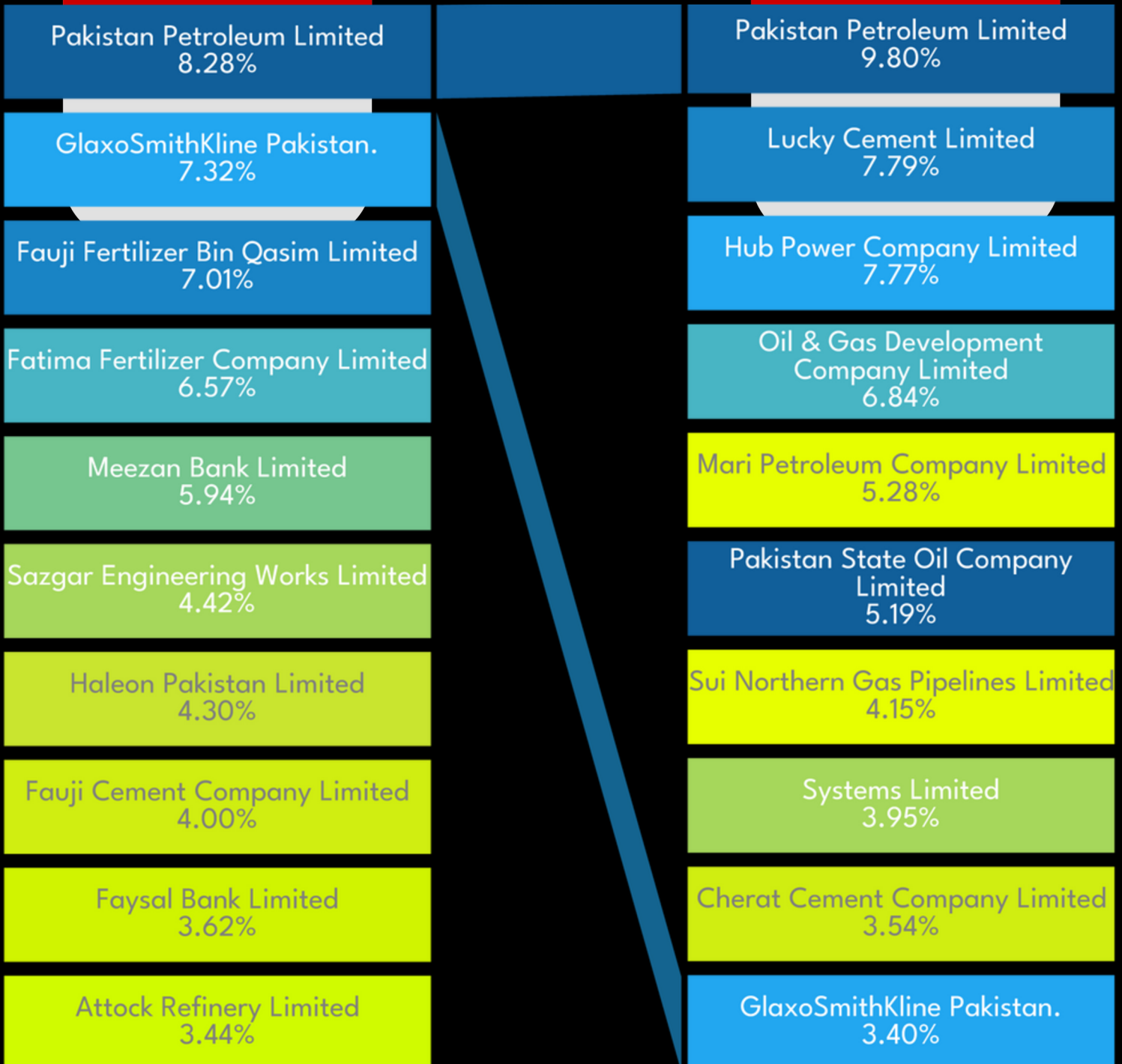
94.03 %

**Invested %**

**OCT**

**2024**

**NOV**



# Al Habib Islamic Stock Fund



FUND SIZE  
**PKR 5,350 million**

Oct'24

93.67 %

Invested %

Nov'24

95.42 %

**OCT**

**2024**

**NOV**



# AWT Islamic Stock Fund



FUND SIZE  
**PKR 757 million**

Oct'24

86.20 %

Invested %

Nov'24

93.13 %

**OCT**

**2024**

**NOV**





# Al-Ameen Shariah Stock Fund

FUND SIZE

**PKR 15,245 million**

Oct'24

95.13 %

Nov'24

94.80 %

**Invested %**

**OCT**

**2024**

**NOV**

Pakistan Petroleum Limited 13.90%		Pakistan Petroleum Limited 14.23%
Oil & Gas Development Company Limited 12.46%		Oil & Gas Development Company Limited 13.30%
Fauji Fertilizer Bin Qasim Limited 7.33%		Fauji Fertilizer Bin Qasim Limited 8.07%
Hub Power Company Limited 7.07%		Pakistan State Oil Company Limited 7.12%
Lucky Cement Limited 6.74%		Lucky Cement Limited 6.35%
Kohat Cement Company Limited 6.29%		Kohat Cement Company Limited 5.57%
Pakistan State Oil Company Limited 5.22%		Meezan Bank Limited 4.81%
Engro Corporation Limited 3.96%		Hub Power Company Limited 4.62%
Meezan Bank Limited 3.25%		Service Global Footwear Limited 3.53%
Systems Limited 2.80%		Engro Corporation Limited 3.44%

# Al Meezan Mutual Fund



FUND SIZE  
**PKR 8,009 million**

Oct'24

96.18 %

Nov'24

93.02 %

Invested %

OCT

2024

NOV



# Alfalah GHP Islamic Stock Fund



FUND SIZE  
**PKR 3,605 million**

Oct'24

95.10%

Invested %

Nov'24

96.40 %

OCT

2024

NOV

Oct 2024	Nov 2024
Pakistan Petroleum Limited 7.13%	Pakistan Petroleum Limited 8.71%
Lucky Cement Limited 6.58%	Lucky Cement Limited 7.15%
Engro Fertilizers Limited 6.56%	Oil & Gas Development Company Limited 6.68%
Oil & Gas Development Company Limited 4.50%	Pakistan State Oil Company Limited 4.71%
Meezan Bank Limited 4.48%	Engro Fertilizers Limited 4.41%
Fauji Cement Company Limited 4.27%	Mari Petroleum Company Limited 4.11%
Pakistan State Oil Company Limited 4.27%	Fauji Cement Company Limited 3.89%
Mari Petroleum Company Limited 4.26%	BF Biosciences Limited 3.72%
Cherat Cement Company Limited 4.21%	Cherat Cement Company Limited 3.56%
Attock Refinery Limited 3.33%	Sazgar Engineering Works Limited 2.83%



# Alhamra Islamic Stock Fund

FUND SIZE  
**PKR 6,395 million**

Oct'24

92.40 %

Nov'24

91.50 %

Invested %

**OCT**

**2024**

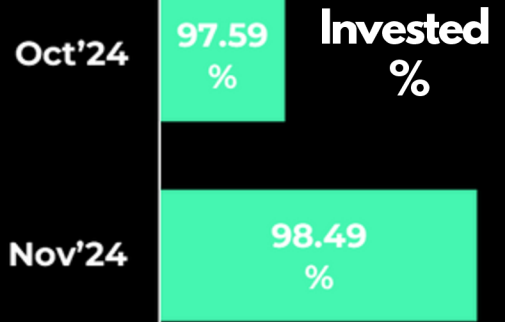
**NOV**



# Atlas Islamic Stock Fund



FUND SIZE  
**PKR 8,356**  
 million



**OCT**

**2024**

**NOV**



# Faysal Islamic Stock Fund



faysalfunds  
The Art of Investment

FUND SIZE

**PKR 408 million**

Oct'24

84.35 %

Nov'24

78.57 %

**Invested %**

**OCT**

**2024**

**NOV**



# HBL Islamic Equity Fund

**HBL** ASSET MANAGEMENT

FUND SIZE

**PKR 280 million**

Oct'24

95.99 %

Nov'24

94.99 %

**Invested %**

**OCT**

**2024**

**NOV**



# HBL Islamic Stock Fund

**HBL** | ASSET MANAGEMENT

FUND SIZE

**PKR 472 million**

Oct'24

81.19%

**Invested %**

Nov'24

87.93%

**OCT**

**2024**

**NOV**





# JS Islamic Fund

FUND SIZE

**PKR 374 million**

Oct'24

93.58 %

Nov'24

78.26 %

**Invested %**

**OCT**

**2024**

**NOV**



# Meezan Islamic Fund



FUND SIZE  
**PKR 34,295 million**

Oct'24

95.35 %

Nov'24

92.33 %

**Invested %**

**OCT**

**2024**

**NOV**

Pakistan Petroleum Limited 9.85%		Pakistan Petroleum Limited 10.07%
Oil & Gas Development Company Limited 9.29%		Oil & Gas Development Company Limited 8.82%
Mari Petroleum Company Limited 7.45%		Mari Petroleum Company Limited 8.31%
Lucky Cement Limited 7.05%		Lucky Cement Limited 6.86%
Hub Power Company Limited 6.74%		Kohat Cement Company Limited 5.86%
Kohat Cement Company Limited 6.29%		Hub Power Company Limited 5.36%
Systems Limited 5.41%		Systems Limited 5.15%
Meezan Bank Limited 4.99%		Engro Corporation Limited 4.84%
Engro Corporation Limited 4.94%		Meezan Bank Limited 4.75%
Pakistan State Oil Company Limited 3.63%		Pakistan State Oil Company Limited 4.25%

# NBP Islamic Stock Fund



FUND SIZE

**PKR 5,423 million**

Oct'24

94.00 %

**Invested %**

Nov'24

94.60 %

**OCT**

**2024**

**NOV**

Oct'24 Holdings	Nov'24 Holdings
Pakistan Petroleum Limited 15.30%	Pakistan Petroleum Limited 15.00%
Oil & Gas Development Company Limited 13.00%	Oil & Gas Development Company Limited 12.70%
Kohat Cement Company Limited 8.80%	Kohat Cement Company Limited 7.50%
Hub Power Company Limited 6.10%	Pakistan State Oil Company Limited 5.40%
Meezan Bank Limited 5.50%	Fauji Fertilizer Bin Qasim Limited 5.30%
Mari Petroleum Company Limited 5.30%	Mari Petroleum Company Limited 5.25%
Fauji Fertilizer Bin Qasim Limited 5.10%	Hub Power Company Limited 5.10%
Systems Limited 4.50%	Meezan Bank Limited 4.50%
Pakistan State Oil Company Limited 3.10%	Systems Limited 3.10%
Fatima Fertilizer Company Limited 2.80%	Fatima Fertilizer Company Limited 2.80%



# NIT Islamic Equity Fund



FUND SIZE

**PKR 3,069 million**

Oct'24

86.67 %

Invested %

Nov'24

92.09 %

**OCT**

**2024**

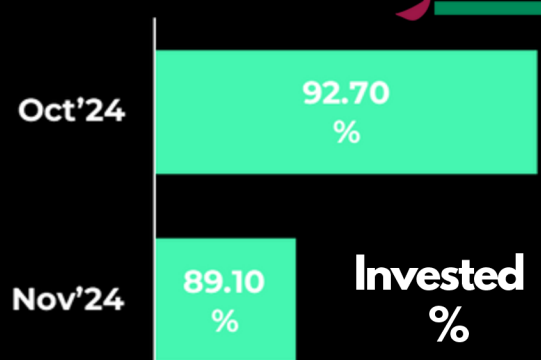
**NOV**



# Pak Qatar Islamic Stock Fund



FUND SIZE  
**PKR 867 million**



**2024**



# Disclaimer

## **Analyst Certification:**

All of the views expressed in this report accurately reflect the personal views of the responsible analyst(s) about any and all of the subject securities or issuers. No part of the compensation of the responsible analyst(s) named herein is, or will be, directly or indirectly, related to the specific recommendations or views expressed by the responsible analyst(s) in this report.

## **Disclaimer:**

This information and opinion contained in this report have been compiled by our research department from sources believed by it to be reliable and in good faith, but no representation or warranty, express or implied, is made as to their accuracy, completeness or correctness. All opinions and estimates contained in the document constitute the department's judgment as of the date of this document and are subject to change without notice and are provided in good faith but without legal responsibility.

This report is not, and should not be construed as, an offer to sell or a solicitation of an offer to BUY any securities. Chase Securities Pakistan Private Limited (the company) or persons connected with it may from time to time have an investment banking or other relationship, including but not limited to, the participation or investment in commercial banking transactions (including loans) with some or all of the issuers mentioned therein, either for their own account or the account of their customers. Persons connected with the company may provide or have provided corporate finance and other services to the issuer of the securities mentioned herein, including the issuance of options on securities mentioned herein or any related investment and may make a purchase and/or sale, or offer to make a purchase and/or sale of the securities or any related investment from time to time in the open market or otherwise, in each case either as principal or agent.

This report may contain forward looking statements which are often but not always identified by the use of words such as "anticipate", "believe", "estimate", "intend", "plan", "expect", "forecast", "predict" and "project" and statements that an event or result "may", "will", "can", "should", "could" or "might" occur or be achieved and other similar expressions. Such forward looking statements are based on assumptions made and information currently available to us and are subject to certain risks and uncertainties that could cause the actual results to differ materially from those expressed in any forward-looking statements. Readers are cautioned not to place undue relevance on these forward-looking statements. Chase Securities Pakistan Private Limited expressly disclaims any obligation to update or revise any such forward looking statements to reflect new information, events or circumstances after the date of this publication or to reflect the occurrence of unanticipated events.

Exchange rate fluctuations may affect the return to investors. Neither the company or any of its affiliates, nor any other person, accepts any liability whatsoever for any direct or consequential loss arising from any use of this report or the information contained therein. Chase Securities Pakistan Private Limited, its respective affiliate companies, associates, directors and/or employees may have investments in securities or derivatives of securities of companies mentioned in this report, and may make investment decisions that are inconsistent with the views expressed in this report.